

Susan G. Komen Race for the Cure® Facebook Fundraising Application

Add the free Komen Race for the Cure fundraising application to your Facebook page to easily extend your fundraising efforts to your network of friends on Facebook and encourage them to join your team! You can install the application from your **Participant Center** by clicking on the “Fundraise with Facebook” icon.

The Facebook application will allow you to update your profile photo with a Komen Badge, share your story with others in the community and share a link directly to the Affiliate’s general donation form where your friends can make life saving donations. What a great way to show your support for your local Komen Affiliate!

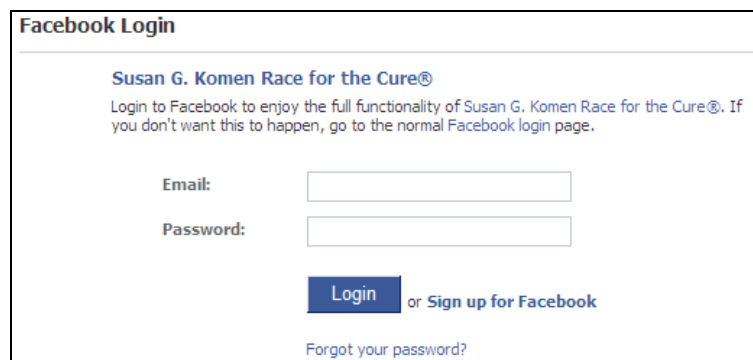
How to Install

1. Register online for the Race. (Note the application is only available for Race Participants.)
2. Click on the “Fundraise with Facebook” icon. You can typically find this on your Participant Center homepage, Thank You page after registration, Thank You email after registration, or an email with a subject to Fundraise for Komen Race for the Cure through Facebook.



When clicked, you will be taken through the following steps in Facebook.

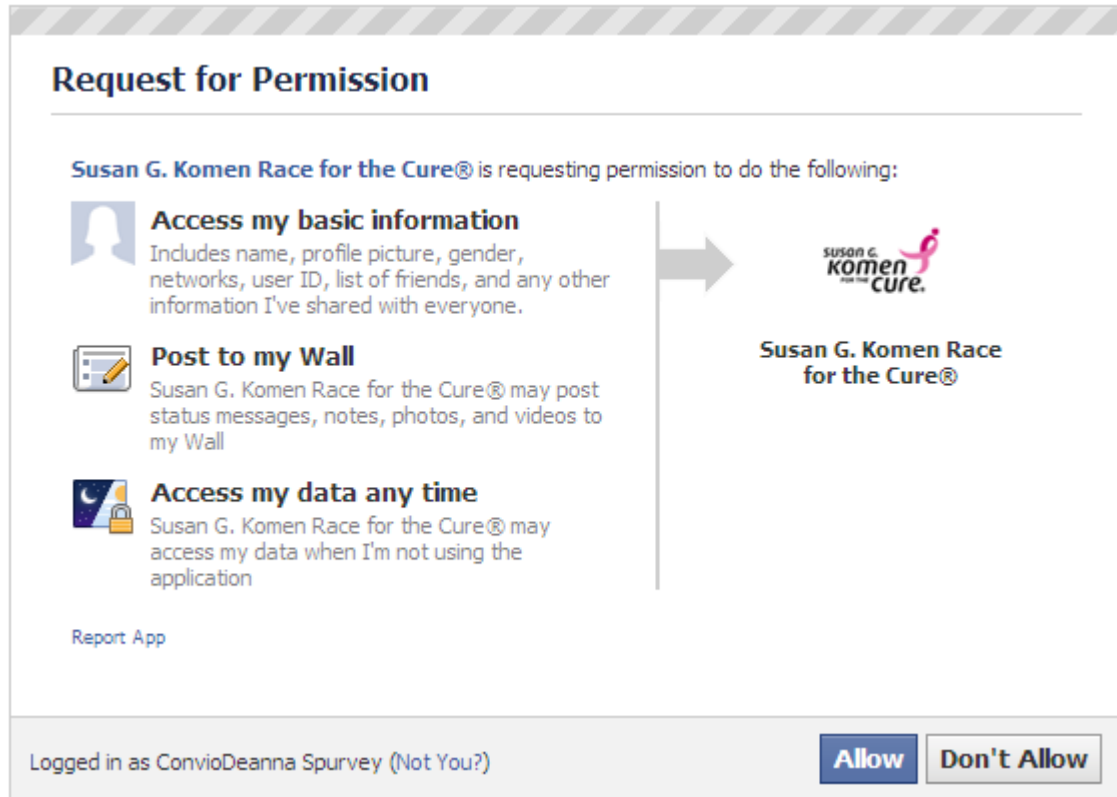
3. Log into Facebook if you are not already.



The screenshot shows a Facebook login page with the following elements:

- Facebook Login** header
- Organization name: **Susan G. Komen Race for the Cure®**
- Text: "Login to Facebook to enjoy the full functionality of Susan G. Komen Race for the Cure®. If you don't want this to happen, go to the normal Facebook login page."
- Input fields for **Email:** and **Password:**
- Buttons for **Login** and **or Sign up for Facebook**
- Link for **Forgot your password?**

4. Allow the Susan G. Komen Race for the Cure® application to access your Facebook information.



From the application you can donate your profile picture, and update your profile status. By clicking on the logo under “Donate Your Profile Picture” the application uploads the image to a photo album “Susan G. Komen for the Cure®”. Visit the photo album, select the picture, and then click “Make Profile Picture” to complete the process.

[Home](#) [Share Your Story](#)

Help spread the word by donating your picture and letting your friends know you're lending your support!

Donate Your Profile Picture




Click the above photo to use it as your profile picture.

Get the Word Out

1. I am participating in 2011 Siouxland Race for the Cure! Please support me with a donation.
2. Please join me in supporting Susan G. Komen Race for the Cure®!
3. ConvioDeanna has raised \$0 for the 2011 Siouxland Race for the Cure towards the goal of \$0. Please support ConvioDeanna with a donation.
4. Write your own message.

[Share with Friends](#)

Your Progress Indicator



Facebook is no longer allowing applications to add tabs. You can help raise funds for Susan G. Komen Race for the Cure® by using the other features on this page.

[Need some technical help?](#) (Opens new window)

After donating your profile picture, the new picture replaces your old profile picture and a stream story is delivered to all friends!

5. You can Update your wall by clicking the “Share with Friends” button.

From your wall posting, a friend can click on the link “Susan G. Komen for the Cure®” and they will be taken directly to your personal page where they can make a donation on your behalf.



6. From the application you can also Share your story with the online community that supports Susan G. Komen for the Cure®.



7. When a friend makes a donation on your behalf, the next time you log into Facebook and go to the application, you will see your progress meter has updated. Your Sharing option will also update with your fundraising progress towards your goal.

FAQs

1. How much does it cost for my Affiliate to provide boundlessFUNDRAISINGTM to our supporters?
Currently, there is no cost for Affiliates live on VICTORY.
2. In addition to the promotional features that boundlessFUNDRAISINGTM already supplies, what are other ways for my Affiliate to promote the application?
You can use your website and email campaigns to help promote the application. We suggest using the “Fundraise with Facebook” image with text that links the user to your Affiliate’s application that will guide through installation. You will use the link provided to your Affiliate when you implemented the general donation application.
3. Does boundlessFUNDRAISINGTM work on LinkedIn or MySpace?
Currently boundlessFUNDRAISINGTM has only been released for Facebook. However, Charity Dynamics is actively monitoring other social networks to see if there is an opportunity to make additional versions available.
4. If I accidentally deleted my application, can I re-add it?
Yes, you can simply go to an old general donation thank you email. You can also go to the Affiliate website and navigate to the Get Involved > Social Media page and click “Fundraise year-round for the Komen Affiliate with Facebook!”
5. I accidentally added my application when I already had it on the page. Does that matter?
No, it does not matter.
6. How do I remove the application?
If you want to uninstall the application from your Facebook account, follow these steps in Facebook:
 - Click Account > Privacy Settings. At the bottom of the page, click on “Edit your settings” under “Apps and Websites”
 - In the Apps you use section, click on Edit Settings or “Remove unwanted or spammy apps”
 - Click the “X” on the right side to remove the application.
 - A dialog box will appear validating that you want to remove the application. Click “Remove.”